

Alignment of IM products with the Humanitarian Programme Cycle (HPC)

Shabib AlQobati & Magnat Kavuna

Agenda

- 15 min – IM products through the HPC
- 15 min – GNC IM Operational Support Framework
- 20 min – Q&A

Background

- Effective information management (IM) is the foundation of effective coordination.
- It is a critical component required to improve planning, integration and implementation of an emergency nutrition response.
- Nutrition Coordination Teams continue to face constraints in fulfilling their IM functions

Session objective

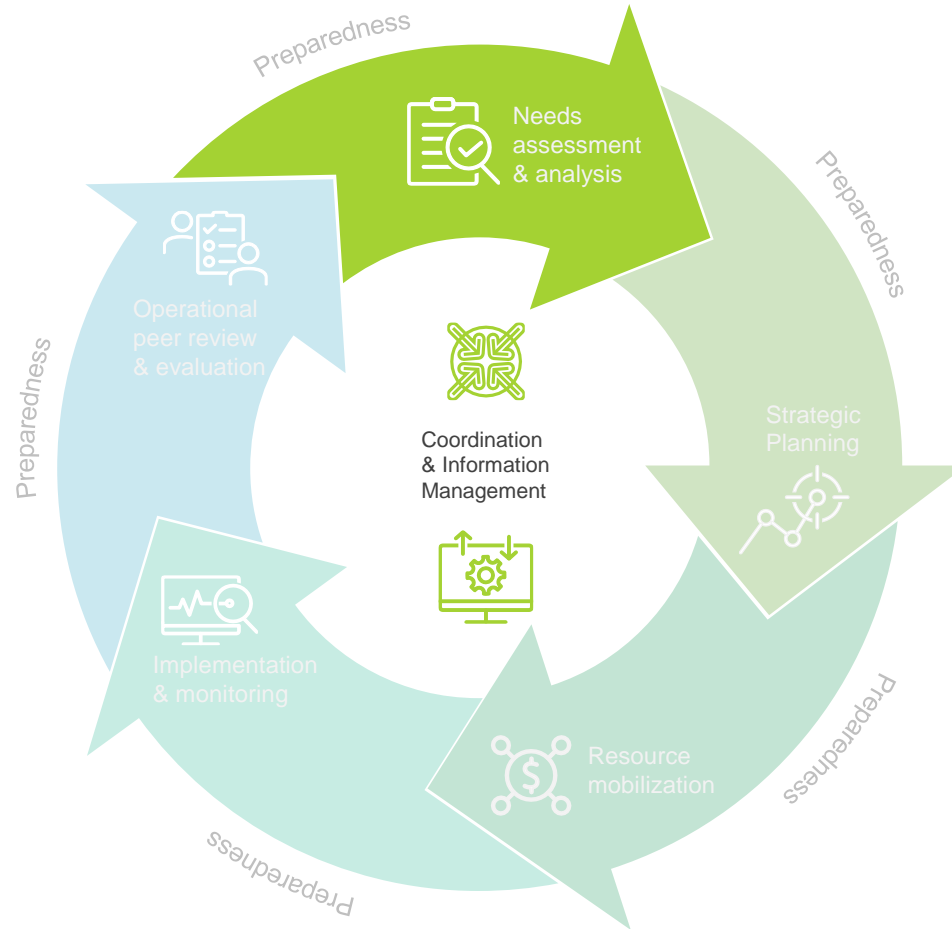
The aim of this session is to brief on the alignment of IM products following the Humanitarian Programme Cycle (HPC) and highlight how support is being provided to countries with limited IM capacities.

Humanitarian programme cycle

- A coordinated series of **actions** undertaken to help **prepare for, manage and deliver humanitarian response**.
- It consists of **six elements** coordinated in a seamless manner, with one step logically building on the previous and leading to the next.
- Successful implementation of the HPC is dependent on **effective emergency preparedness, effective coordination** with national/local authorities and humanitarian actors, and **information management**.



Needs assessment & analysis



A coordinated approach to the assessment of an emergency and to the prioritization of the nutrition needs of affected people lays the foundation for a coherent and efficient humanitarian response.

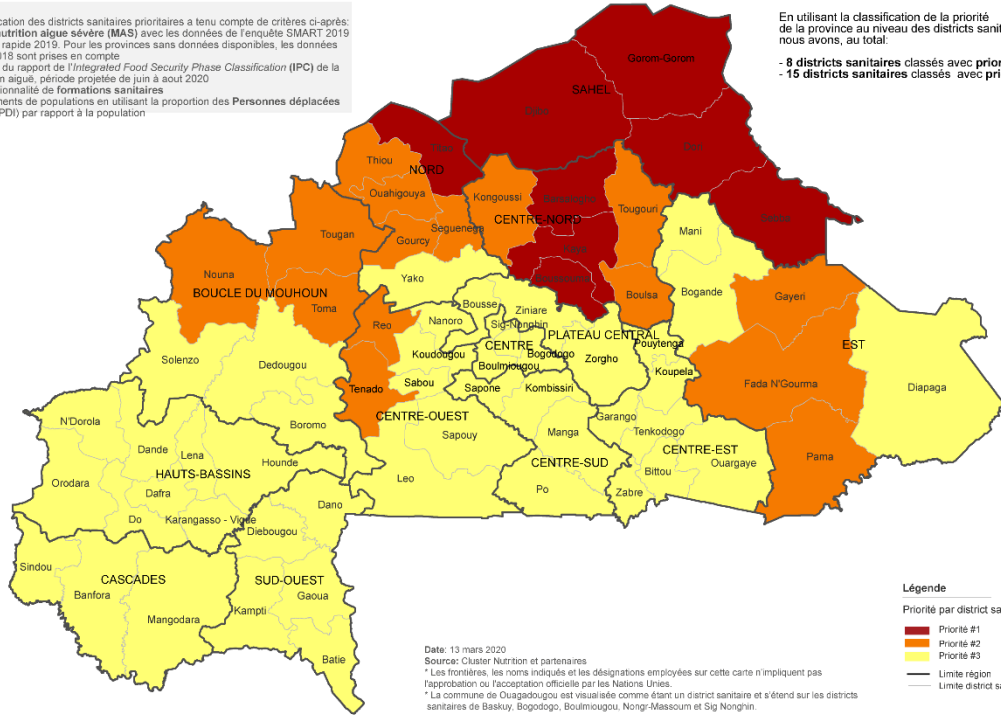
*Appropriate **needs assessment** and **analysis** informs the priority setting and strategic planning for the collective nutrition cluster response. It is the basis for the nutrition cluster's contribution to the broader Humanitarian Needs Overview (HNO).*

Needs assessment & analysis | Example of products

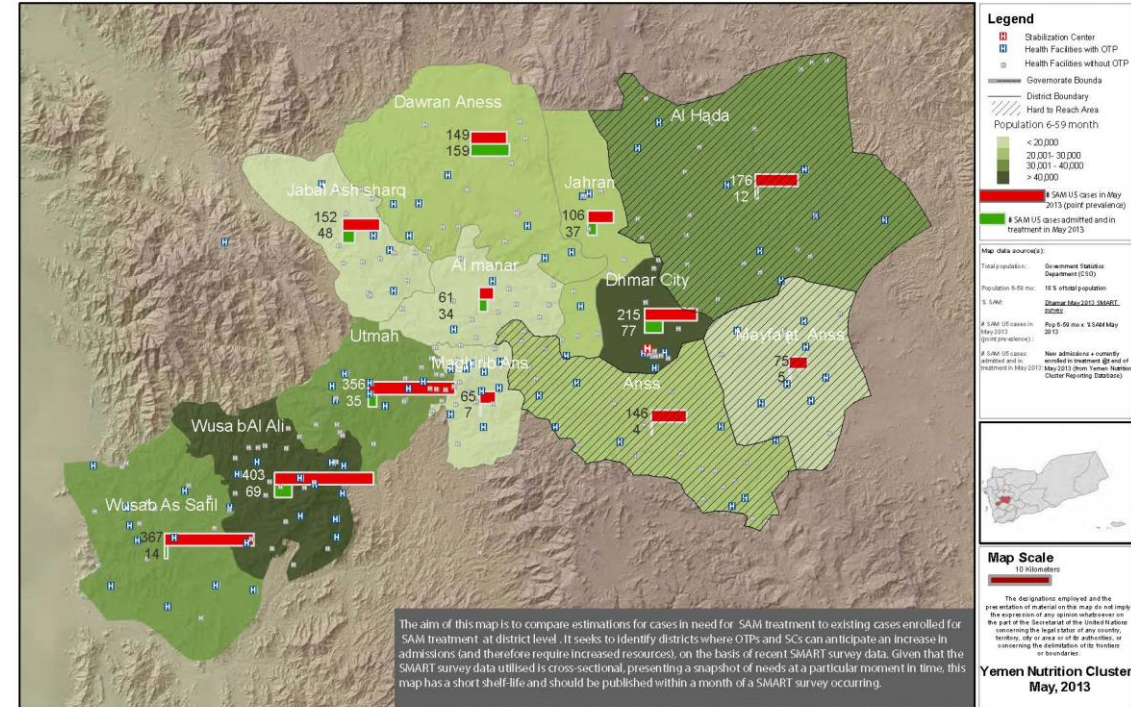


Pays | Classification de districts sanitaires par degré de priorité

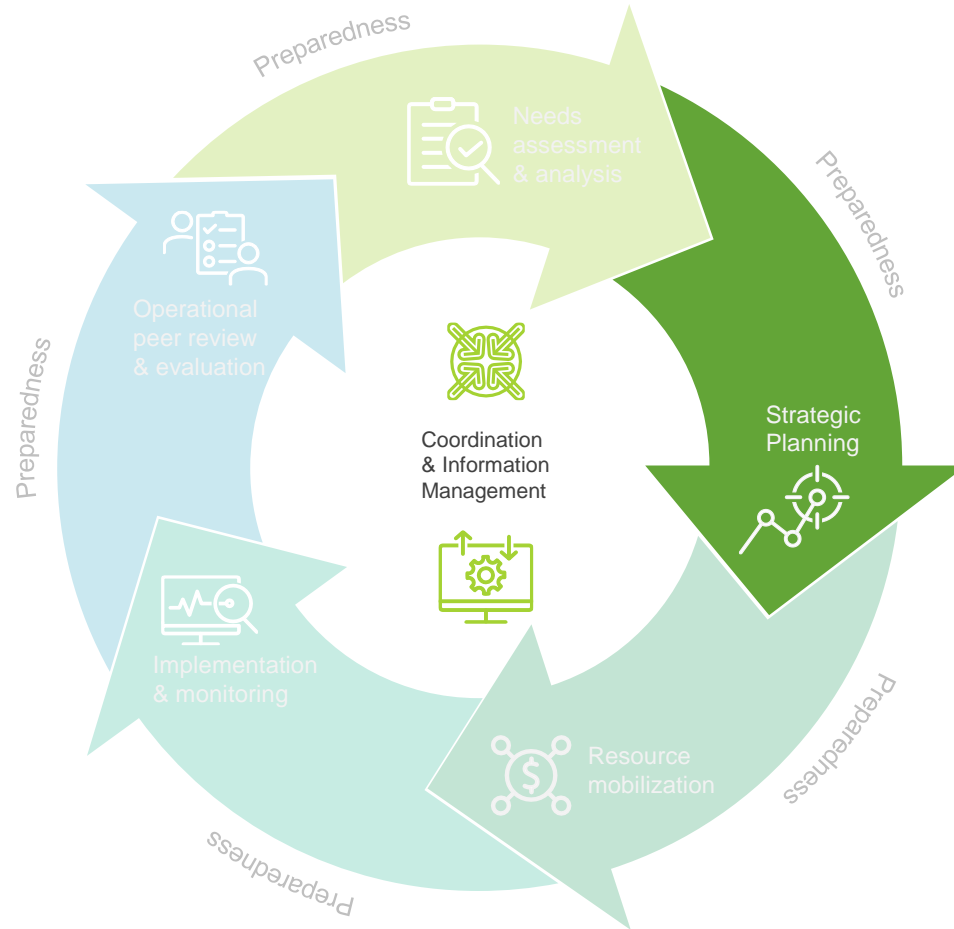
La classification des districts sanitaires prioritaires a tenu compte de critères ci-après:
 1. La Malnutrition aigue sévère (MAS) avec les données de l'enquête SMART 2019 et SMART rapide 2019. Pour les provinces sans données disponibles, les données SMART 2018 sont prises en compte
 2. Analyse du rapport de l'*Integrated Food Security Phase Classification (IPC)* de la malnutrition aigue, période projetée de juin à août 2020
 3. La fonctionnalité de formations sanitaires
 4. Mouvements de populations en utilisant la proportion des Personnes déplacées internes (PDI) par rapport à la population



Number of SAM cases in need for treatment vs. Number of SAM cases admitted and in treatment in May 2013, by district - Dhamar Governorate, Yemen



Strategic response planning



Humanitarian response plan (HRP) builds upon the humanitarian needs overview, which informs the strategic objectives in the HRP.

The nutrition cluster strategic plan follows from these strategic objectives and consists of objectives, activities and accompanying projects, which detail the implementation and costing of the nutrition cluster strategy.

Strategic response planning | Example of product



Country | Nutrition Cluster Response Plan 2021

PEOPLE IN NEED	PEOPLE TARGETED	FUNDING REQUIREMENTS	PARTNERS	PROJECTS
2.3M	1.4M	\$160.2M	85	62

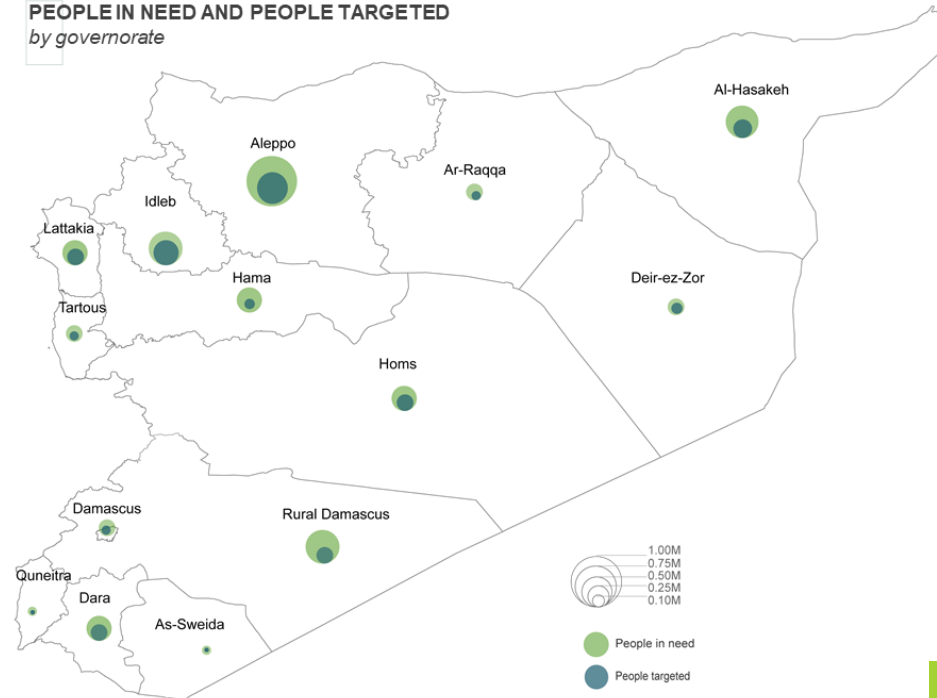
BREAKDOWN OF PEOPLE TARGETED



OBJECTIVES, INDICATORS AND TARGETS

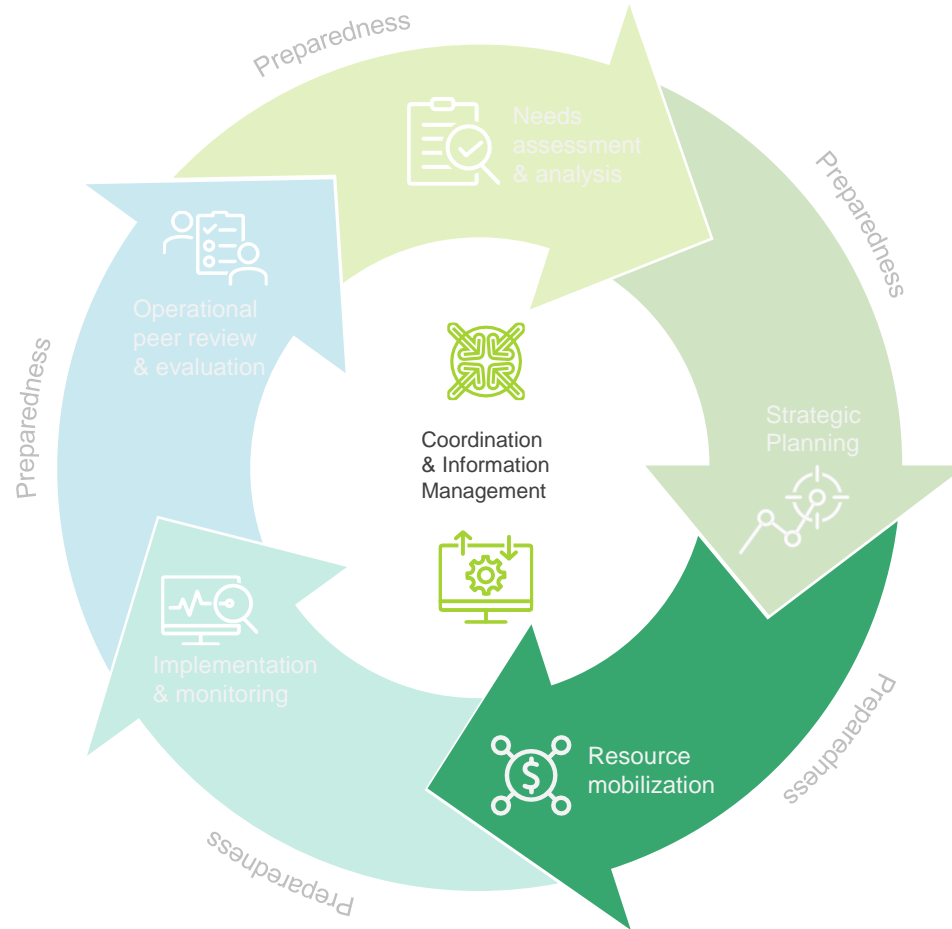
STRATEGIC OBJECTIVE	SPECIFIC OBJECTIVE	CLUSTER OBJECTIVE	INDICATOR	IN NEED	TARGETED
SO. 1	SP 1	Cluster Strategic Objective 1: Provide equitable access to quality life-saving curative nutrition services among boys and girls (06-59) months & PLW through systematic identification, referral and treatment of acutely malnourished cases	Number of boys and girls 6-59 months with severe acute malnutrition treated	162,007	162,007
			Number of boys and girls 6-59 months with moderate acute malnutrition treated	800,878	560,615
			Number of PLW with acute malnutrition treated	181,954	136,466
SO. 2	SP 2	Cluster Strategic Objective 2: Strengthen life-saving preventive nutrition services for vulnerable population groups focusing on improving nutritional status through provision of supplementary nutrition products, appropriate infant and young child feeding practices in emergency and micronutrient interventions.	Number of boys and girls (06-23 months) receiving preventive services through supplementary nutrition products		391,401
			Number of pregnant and lactating women and girls (15-49 Years) receiving preventive services through supplementary nutrition		197,376
SO. 1,2,3	SP 3	Cluster Strategic objective 3: Strengthen nutrition situation coordination, monitoring and surveillance, analysis and utilization of early warning information for timely coordinated response	Number of SMART surveys Conducted		8
			Number of IYCF surveys conducted		5
			Number of Integrated SMART- Food and Nutrition Security Phase Classifications (IPC) conducted		2

PEOPLE IN NEED AND PEOPLE TARGETED by governorate



Disclaimer: The boundaries and names shown and the designations used on this map do not imply official endorsement or acceptance by the United Nations. | **Source:** Country Nutrition Cluster partners. | **Date:** xx June 2021

Resource mobilization



Mobilizing funds, human resources and supplies are essential to the effective implementation of a nutrition emergency response.

Resource mobilization relates to raising funds, personnel and supplies for the nutrition response, as is outlined in the humanitarian response plan (HRP). It is also related to the strategic use of pooled funding mechanisms (if present in country) to support the priorities set out in the HRP.

Resource mobilization | Example of product



Country: Nutrition Cluster Resource mobilization , May 202x

PARTNERS REPORTED



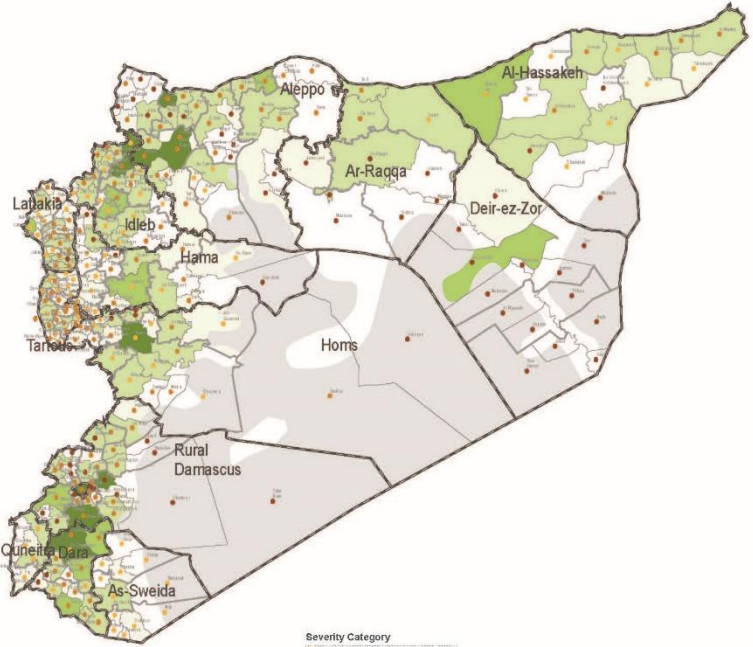
XXX Partners Reported

- Partner xx Partner xx
- Partner xx Partner xx
- Partner xx Partner xx
- Partner xx Partner xx
- Partner xx Partner xx
- Partner xx Partner xx
- Partner xx Partner xx
- Partner xx Partner xx
- Partner xx Partner xx
- Partner xx Partner xx
- Partner xx Partner xx
- Partner xx WHO

Funding status (as of month year) in million \$



SERVICES/ITEMS PER DISTRICT



EQUIPMENT/SUPPLIES PROVIDED

- | | |
|--|--|
| F75
X,XXX,XXX
F75 Therapeutic diet (cartons of 120 sachets) | X,XXX,XXX
Folic acid 5mg tabs/PAC-1000 |
| F100
X,XXX,XXX
F100 Therapeutic diet (cartons of 90 sachets) | X,XXX,XXX
Micronutrient film-coated tablets |
| X,XXX,XXX
RUTF (cartons of 120 sachets) | X,XXX,XXX
Multiple micronutrient pdr.(MNP), sachets |
| X,XXX,XXX
RUSF cartons of 150 sachets | X,XXX,XXX
Zinc tablets |
| X,XXX,XXX
Emergency food ration 500g | X,XXX,XXX
Albendazole 400mg tabs/PAC-100 |
| X,XXX,XXX
Fortified corn soya blend 25 kg bag | X,XXX,XXX
Amoxici pdr/oral sus 125mg/5ml/BOT-100ml |
| X,XXX,XXX
Retinol 100,000IU soft gel.caps/PAC-500 | X,XXX,XXX
Mebendazol tablets 500mg |
| X,XXX,XXX
Retinol 200,000IU soft gel.caps/PAC-500 | X,XXX,XXX
ReSoMal cartons of 130 sachets |
| X,XXX,XXX
Iron and Folate,60+0.4 mg tablets/PAC-1000 | X,XXX,XXX
ReSoMal sachets |

TRAININGS



Children 6-59 months treated for MAM and SAM



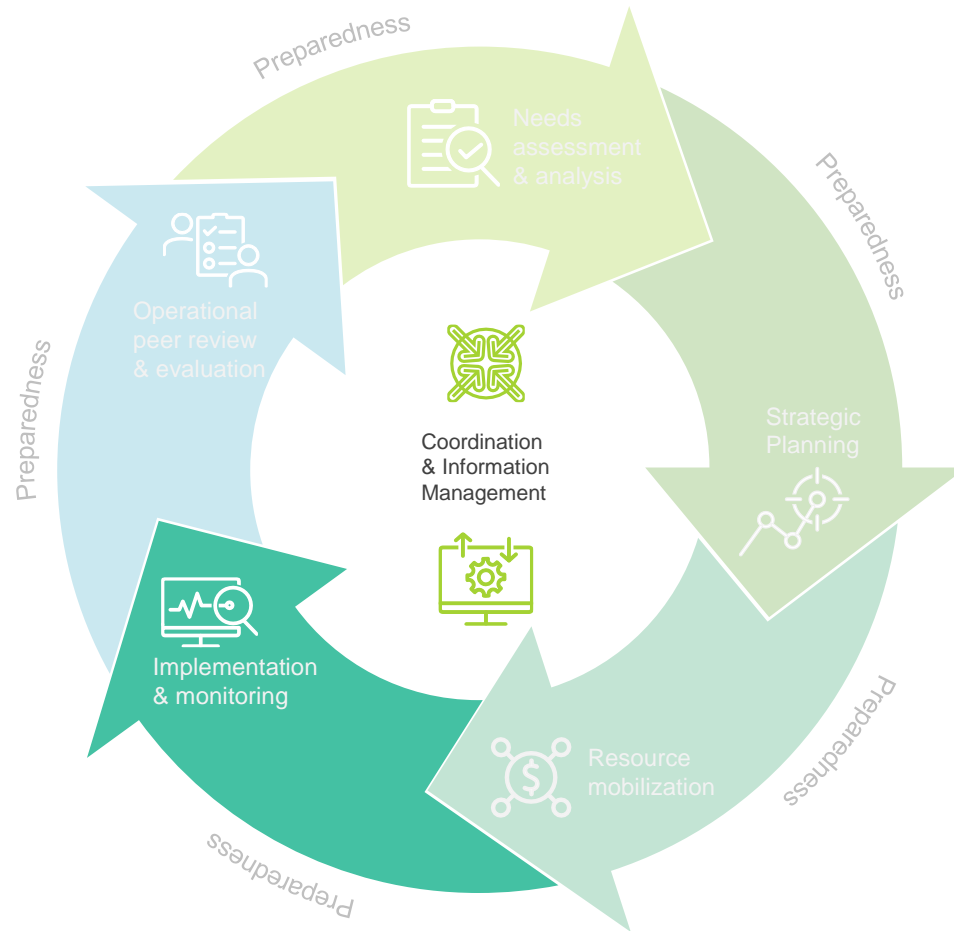
AWARENESS RAISING



SUPPORT TO Children & PLWS



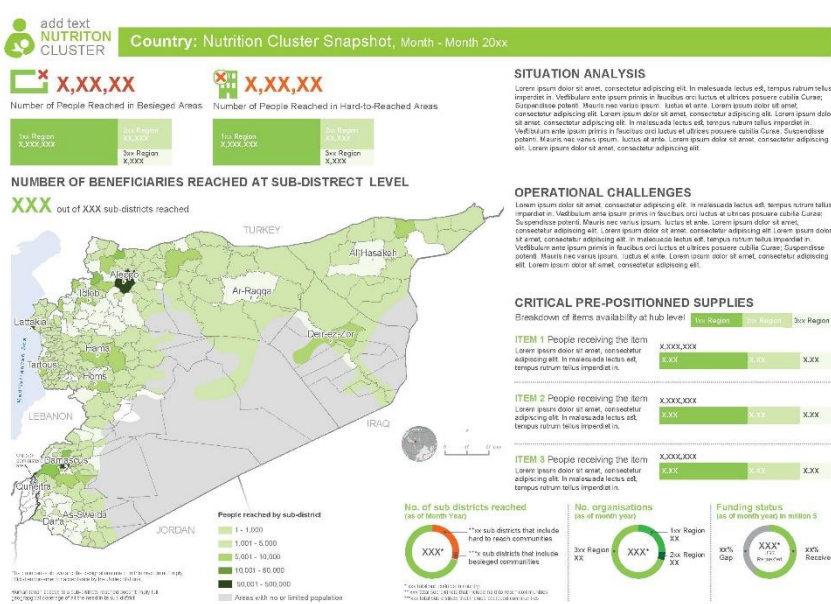
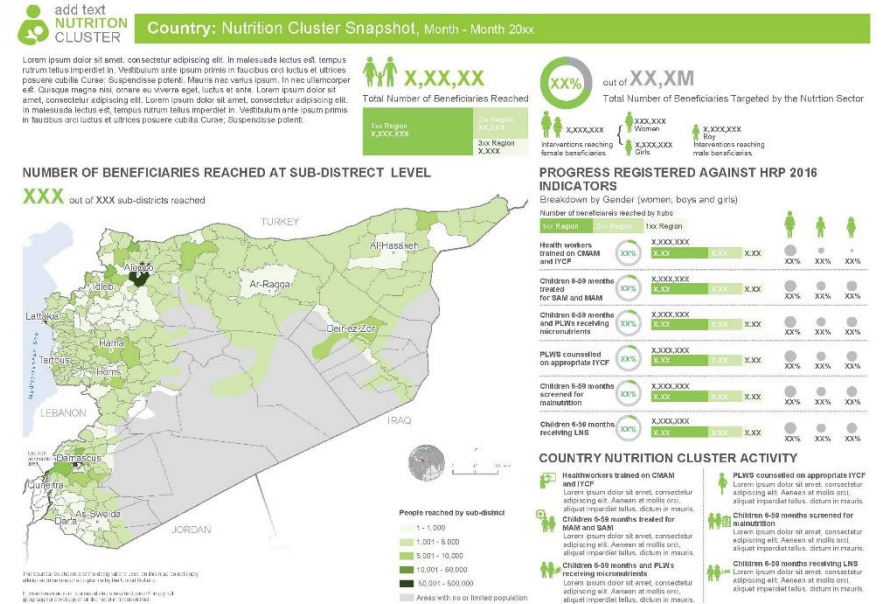
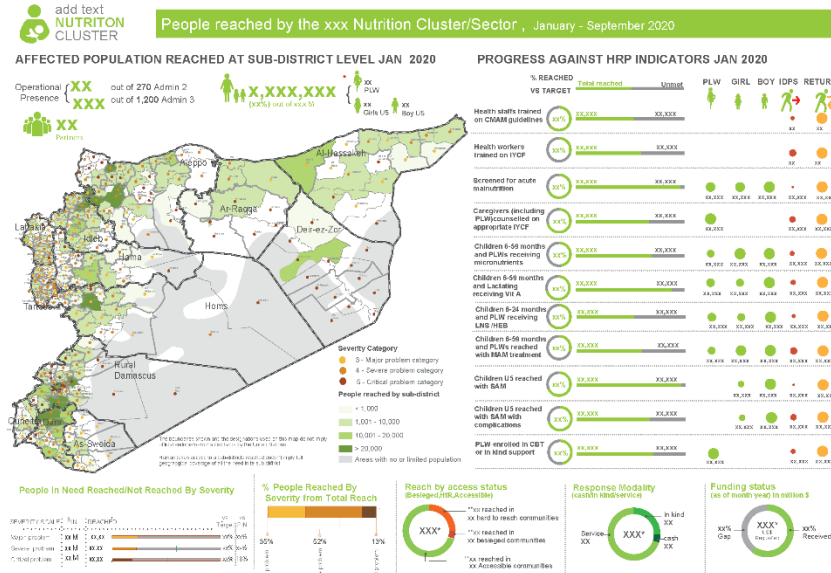
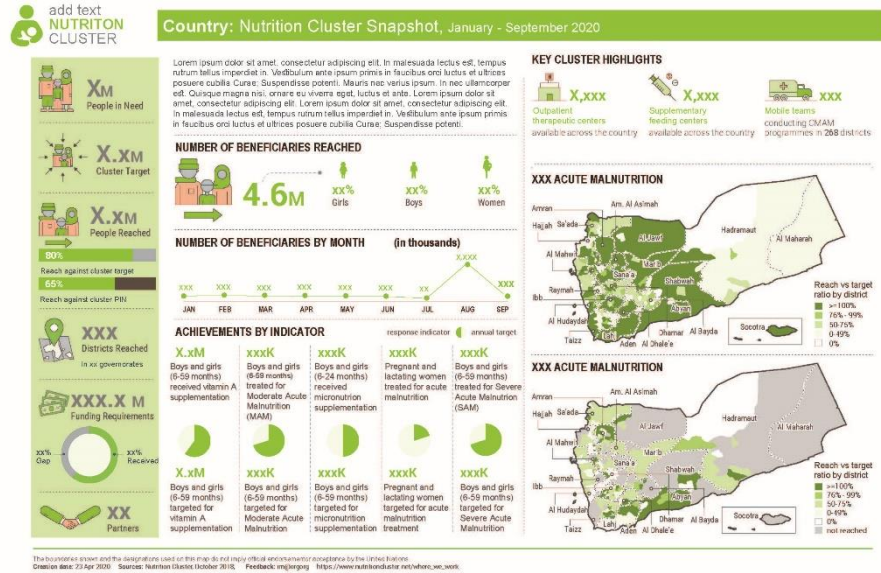
Implementation & monitoring



Supporting the implementation and service delivery of a nutrition response is essential to ensuring that cluster coordination activities remain relevant and deliver results to support affected populations.

Nutrition response monitoring is a continuous process that tracks the humanitarian assistance delivered to affected populations and compares it to targets set out in the humanitarian response plan (HRP), in order to determine if the response is on-track or requires corrective action..

Implementation & monitoring | Example of products



Operational peer review & evaluation (OPR)



OPR is an internal, inter-agency management tool, introduced as part of the IASC Transformative Agenda, which serves as a course corrector and to identify areas for immediate corrective action.

Nutrition clusters contribute to the process of the review by providing inputs and information on how the nutrition response is evolving.

Operational peer review & evaluation (OPR) | Example of product

Select the year

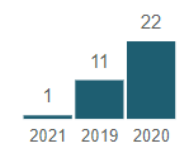
2021
 2020
 2019

Final report provided?

Yes
 No

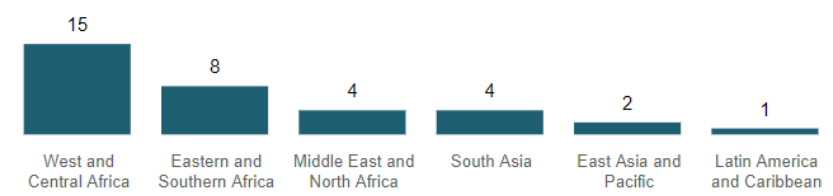
Select the country

All

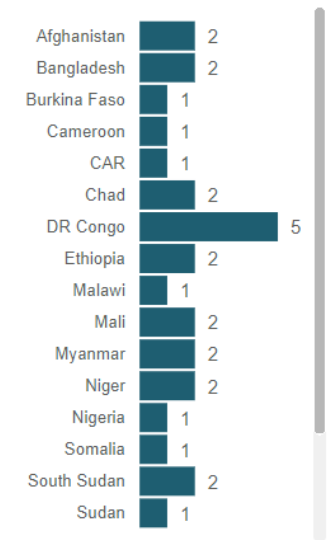


34 CCPM conducted
20 countries

of CCPM by UNICEF regional grouping



CCPM by country



*CCPM with preliminary and validated final reports conducted since 2019 | For more information: <http://unicefintercluster.net/ccpm/node/980>

Performance status: Good Satisfactory Unsatisfactory Weak

Core function	Afghanistan, National, 2019	Afghanistan, National, 2020	Bangladesh, Cox Bazar, 2019	Bangladesh, Cox Bazar, 2020	Burkina Faso, National, 2020
1. Supporting service delivery					
1.1 Providing a platform that ensures service delivery is driven by Humanitarian Response Plan and strategic priorities					
1.2 Developing mechanisms to eliminate duplication of service delivery					
2. Informing strategic decisions of the Humanitarian Coordinator (HC) and Humanitarian Country Team (HCT)					
2.1 Preparing needs assessments and analysis of gaps (across and within Clusters, using information management tools as needed) to inform the setting of priorities					
2.2 Identifying and finding solutions for (emerging) gaps, obstacles, duplication and cross-cutting issues					
2.3 Formulating priorities on the basis of analysis					
3. Planning and implementing Cluster strategies					
3.1 Developing sectoral plans, objectives and indicators that directly support realization of the overall response's strategic objectives					
3.2 Applying and adhering to common standards and guidelines					
3.3 Clarifying funding requirements, helping to set priorities, and agreeing Cluster contributions to the HC's overall humanitarian funding proposals					
4. Monitoring and evaluating performance					
4.1 Monitoring and reporting on activities and needs					
4.2 Measuring progress against the Cluster strategy and agreed results					
4.3 Recommending corrective action where necessary					
5. Building national capacity in preparedness and contingency planning					
5.1 National contingency plans identified, updated and shared					
5.2 Cluster roles and responsibilities defined and understood					
5.3 Early warning reports shared with partners					
6. Advocacy					

Emergency preparedness and response

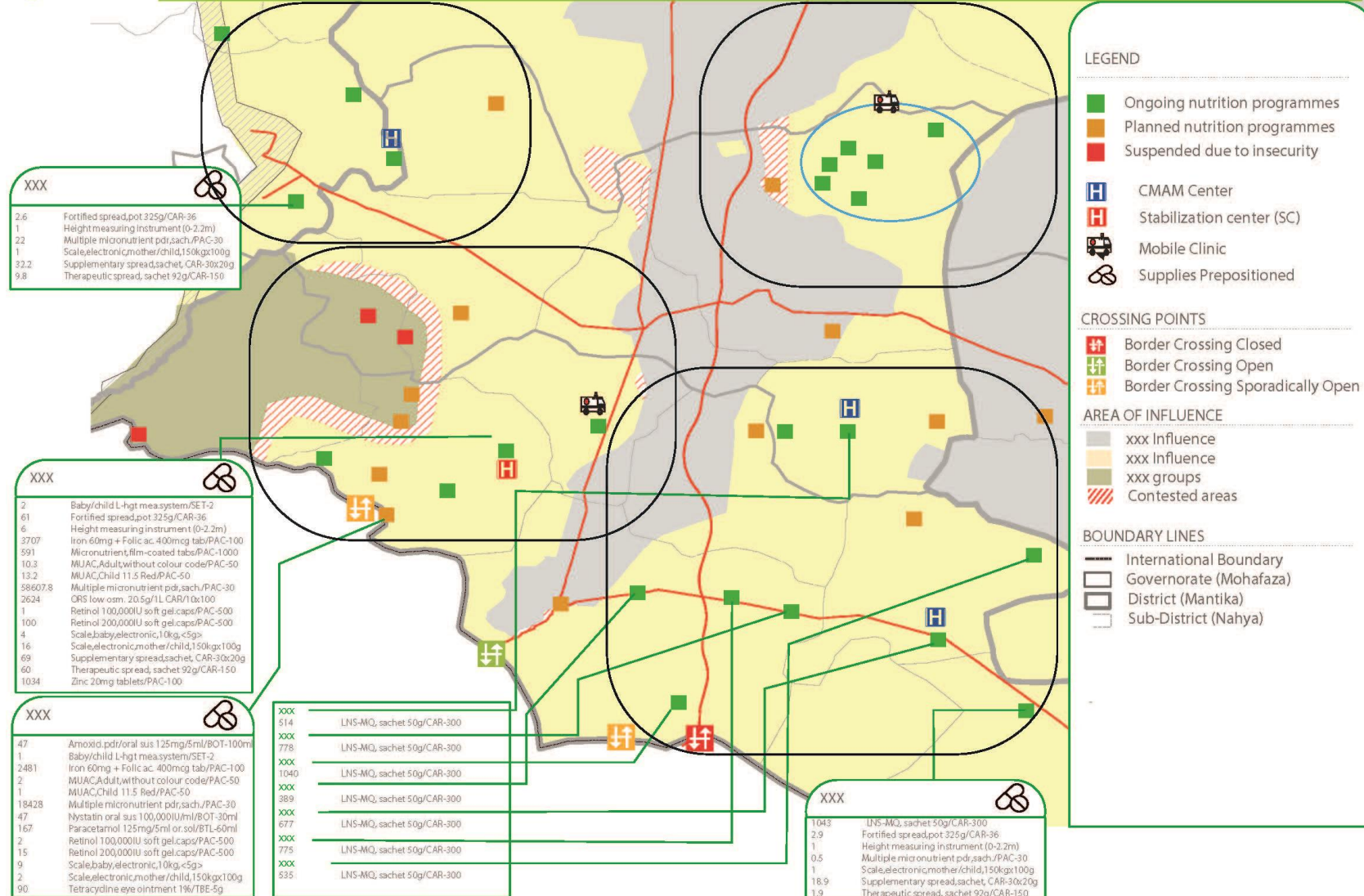


The term 'preparedness' refers to the ability of governments, professional response organizations, communities and individuals to anticipate and respond effectively to the impact of likely, imminent or current hazards, events or conditions. It means putting in place mechanisms which will allow national authorities and relief organizations to be aware of risks and deploy staff and resources quickly once a nutrition crisis strikes.

Emergency preparedness and response | Example of product



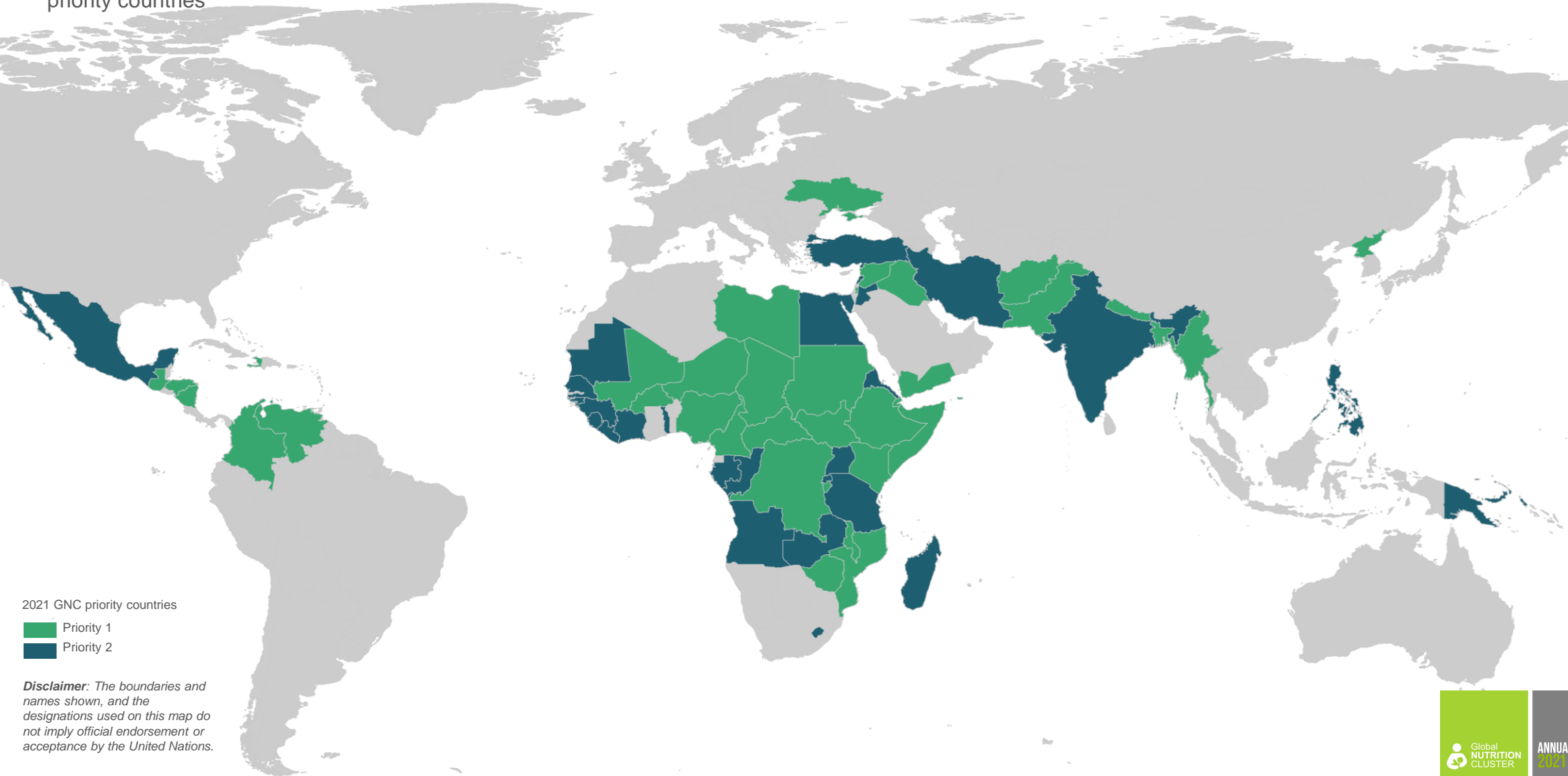
Nutrition Sector Cross-Border Preparedness and Response to XXX- May 2017



GNC priority countries 2021

63

priority countries



2021 GNC priority countries

- Priority 1
- Priority 2

Disclaimer: The boundaries and names shown, and the designations used on this map do not imply official endorsement or acceptance by the United Nations.

GNC Information Management Operational Support Framework

COUNTRIES			
Priority 1 High capacity	Priority 1 Medium capacity	Priority 1 Low capacity	Priority 2
MINIMUM PACKAGE			
<p>KNOWLEDGE AREAS</p> <ul style="list-style-type: none"> Monitoring and reporting frameworks, including the 4Ws matrix, systematic collection of sex, age, disability disaggregated data Humanitarian data including humanitarian information portals, Common Operational Datasets (COD), the Global Indicators Registry and Humanitarian Exchange Language (HXL) Humanitarian Needs Analysis (Severity/Caseload /Target/Supplies) Calculation Humanitarian Response Plan (HRP) and Humanitarian Needs Overview process by collect available information on needs and response. Population profile including IDPs and refugee population Database management including establishing and maintaining databases and contact lists 	<p>KNOWLEDGE AREAS</p> <ul style="list-style-type: none"> Monitoring and reporting frameworks, including the 4Ws matrix, systematic collection of sex, age, disability disaggregated data. Humanitarian data including humanitarian information portals, common operational datasets, the Global Indicators Registry and Humanitarian Exchange Language (HXL) Humanitarian Needs Analysis (Severity/Caseload /Target/Supplies) Calculation Humanitarian Response Plan (HRP) and Humanitarian Needs Overview process by collect available information on needs and response. Population profile including IDPs and refugee population Database management including establishing and maintaining databases and contact lists 	<p>KNOWLEDGE AREAS</p> <ul style="list-style-type: none"> Monitoring and reporting frameworks, including the 4Ws matrix, systematic collection of sex, age, disability disaggregated data. Humanitarian data including humanitarian information portals, common operational datasets, the Global Indicators Registry Humanitarian Needs Analysis (Severity/Caseload /Target/Supplies) Calculation Humanitarian Response Plan (HRP) and Humanitarian Needs Overview process by collect available information on needs and response. Population profile including IDPs and refugee population 	<p>KNOWLEDGE AREAS</p> <ul style="list-style-type: none"> Monitoring and reporting frameworks, including the 4Ws matrix, systematic collection of sex, age, disability disaggregated data Humanitarian data including Indicators Registry
<p>SKILLS</p> <ul style="list-style-type: none"> Advance mapping skills using GIS and map-making packages such as ArcGIS, MapInfo, QGIS, Adobe creative suite for mapping Data management skills including aggregating data from multiple sources (MS Excel, KoBo, CSV, SQL, APIs) Database management skills using MS Excel, MS Access or other databases Designing and creating data dynamic interactive visualizations and dashboards using MS Power BI, Tableau, R and Python DEEP (an intelligent web-based platform for SDR) Store, publish and disseminate products through various channels such as Power BI's online service Website management (HR.info and GNC Website) Shared drive (OneDrive, Google Drive and Dropbox) 	<p>SKILLS</p> <ul style="list-style-type: none"> Basic mapping skills using GIS and map-making packages such as ArcGIS, MapInfo, QGIS, Data management skills including aggregating data from multiple sources (MS Excel & KoBo) Database management skills using MS Excel. Designing and creating data dynamic interactive visualizations and dashboards using MS Power BI Store, publish and disseminate products through various channels such as Power BI's online service Website management (HR.info and GNC Website) Shared drive (OneDrive, Google Drive and Dropbox) 	<p>SKILLS</p> <ul style="list-style-type: none"> Power point mapping skills . Data management skills including aggregating data from multiple sources (MS Excel & KoBo) Database management skills using MS Excel. Website management (HR.info and GNC Website) Shared drive (OneDrive, Google Drive and Dropbox) 	<p>SKILLS</p> <ul style="list-style-type: none"> Power point mapping skills . Data management skills including aggregating data from multiple sources (MS Excel & KoBo) Shared drive (OneDrive, Google Drive and Dropbox)
<p>PRODUCTS</p> <ul style="list-style-type: none"> Contact list Bulletin Fact sheet Newsletter M&E framework Funding analysis Capacity mapping for situations of potential scaling-up. Map and dashboard Dashboard on the cluster progress towards targets Operational presence maps Maps of nutritional situation Programme dashboards. Severity map Gap analysis 	<p>PRODUCTS</p> <ul style="list-style-type: none"> Contact list Bulletin M&E framework Funding analysis Capacity mapping for situations of potential scaling-up. Map and dashboard Dashboard on the cluster progress towards targets Programme dashboards. Gap analysis 	<p>PRODUCTS</p> <ul style="list-style-type: none"> Contact list M&E framework Funding analysis Map and dashboard Dashboard on the cluster progress towards targets Programme dashboards. 	<p>PRODUCTS</p> <ul style="list-style-type: none"> Contact list M&E framework Funding analysis Map and dashboard Dashboard on the cluster progress towards targets Programme dashboards.

GNC Information Management Operational Support Framework

COUNTRIES			
Priority 1 High capacity	Priority 1 Medium capacity	Priority 1 Low capacity	Priority 2
KEY ACTIVITIES			
<ul style="list-style-type: none"> • Provide orientation using checklist online platform kobo toolbox • Provide GNC IM E-learning for IMO's have gaps to create useful, accurate and informative products. 	<ul style="list-style-type: none"> • Provide orientation checklist online platform kobo toolbox • Provide GNC IM E-learning for IMO's to creates useful, accurate and informative products. • Provide mentoring to IMO's based on the IMO's needs in information management 	<ul style="list-style-type: none"> • Provide GNC IM E-learning for NCC without IMO's to create useful, accurate and informative products. • Provide IM remote support by one –to-one call to Cluster Coordinators without IMO's to be able using GNC toolkit • Conduct webinars to adapt GNC toolkits and templates. 	<ul style="list-style-type: none"> • Provide GNC IM E-learning for NCC without IMO's to create useful, accurate and informative products. • Conduct webinars to adapt GNC toolkits and templates.

Questions?

Questions?

- Do you have any gaps in products/analyses identified in your country?
- Is there any areas (based on minimum package) where the GNC can support?



ANNUAL MEETING
2021

GNC
Visioning
the Future

THANK YOU

nutritioncluster.net